

SANMATI HIGHER SECONDARY SCHOOL

# Summer ASSIGNMENT

CLASS VIII

"Summer is a time to relax,  
refresh and refocus  
for a brighter tomorrow. ♥"

Stay Curious, Keep Learning and  
Make the most of your summer!"

SANMATI HIGHER SECONDARY SCHOOL, INDORE  
SUMMER ASSIGNMENT  
SESSION : 2026-27  
CLASS : VIII

---

SUBJECT : ENGLISH

---

✦ *General Instructions:*

- Complete the work in a separate notebook/file.
- Write neatly with proper headings and dates.
- Be creative and original in your responses.
- Avoid copying from the internet or others.
- You may use your textbook, dictionary, and limited online resources.
- Submission Date: First week after school reopens.
- This assignment will be evaluated and graded.

SECTION A: CREATIVE WRITING

**1. Short Story Writing**

Write a story in 300–400 words on the topic:

☞ “The Day Everything Changed”

Steps to follow:

Think of a clear beginning, middle, and end.

Include characters, setting, and a problem.

Add a meaningful message or lesson.

**2. Diary Entry**

Spend a day without Internet, TV and mobile phone.

Write a diary entry (150–200 words) describing your experience.

Hint: Focus on feelings, activities, and what you learned.

📖 SECTION B: READING & ACTIVITY

**3. Book Review (Activity-Based) - Quote on Reading**

Read 4 - 5 books of different genres, select any one book and prepare a creative book review.

Include: Title and Author

Main Characters

Summary (in your own words)

Favourite part

Moral/Message

If you were the author, how would you change the climax or ending?

Make it attractive with drawings or a cover page.

#### **4. Proverbs & Meanings**

Pick up another book which you have read, underline the proverbs with pencils.

Explain their meanings.

Use each proverb in a sentence.

### SECTION C: PROJECT WORK

#### **5. Creative Language Project**

Prepare a mini project on:

 “English in Everyday Life”

Instructions:

Collect examples of English used around you (signboards, ads, newspapers, conversations).

Paste pictures or write examples.

Explain how English is useful in daily life.

Add your own ideas on improving English communication skills.

### SECTION D: GRAMMAR PRACTICE (REVISION)

#### **6. Parts of Speech**

Write 5 sentences each showing:

1. Noun,
2. Pronoun
3. Verb,
4. Adjective
5. Adverb

#### **7. Tenses**

Write 10 sentences (Present, Past, Future – mixed). Mention the name of the tenses.

#### **8. Editing Exercise**

Correct the errors in the following sentences:

she do not like mangoes.

he go to school everyday.

we was playing in the park.


they has completed their work.

i am reading a book yesterday.

### SECTION E: FUN ACTIVITY

#### **9. Poster Making**

Make a poster on:

 “Importance of Reading Books”

Use slogans, drawings, and colours.

Keep it neat and attractive.


### SECTION F: LIFE SKILL TASK

#### **10. Real-Life Communication**

Speak in English with your family/friends most of the times daily.

Write a short paragraph (100 words):

 “How this activity improved my confidence.”

 Submission Guidelines:

Submit all work in a well-organized file/notebook.

Ensure neatness, proper labeling, and creativity.

All work must be done independently.

✓ This assignment focuses on:

Creativity & expression

Grammar & language skills

Real-life application

Independent learning

SANMATI HIGHER SECONDARY SCHOOL, INDORE  
SUMMER ASSIGNMENT  
SESSION : 2026-27  
CLASS : VIII

---

SUBJECT : HINDI

---

1. मध्य प्रदेश का सरताज है इंदौर। इंदौर वासियों की शुरुआत, सुबह पोहा जलेबी खाने से होती है। जिस प्रकार से यहाँ सब रसीली जलेबी पसंद करते हैं, वैसे ही सबका हृदय भी रसीला व दयालु है। पहले से अब तक के इंदौर में बहुत परिवर्तन आए हैं। कहा जा सकता है, टाँगे से मेट्रो तक या माँ अहिल्या से सिंधिया तक। इन परिवर्तनों को बताते हुए इंदौर शहर का वर्णन अपने शब्दों में रचनात्मकता के साथ कीजिए।
2. पानी हमारी जिंदगी में महत्वपूर्ण तो है ही, मुहावरे की दुनिया में भी उसकी खास जगह है पानी से संबंधित कुछ मुहावरे एकत्रित करो और उनका उचित संदर्भ में प्रयोग करो।
3. हिंदी व्याकरण में समास का महत्वपूर्ण स्थान है। समास की परिभाषा लिखते हुए समास के प्रकारों का सुंदर व कलात्मक चार्ट बनाइए।
4. संधि की परिभाषा लिखते हुए उसके प्रकार का सुंदर चार्ट बनाइए।
5. देश को स्वतंत्र कराने में क्रांतिकारियों की अतुलनीय सहभागिता रही है। किन्हीं पाँच क्रांतिकारियों का चित्र बनाकर या चिपकाकर किसी एक क्रांतिकारी के विषय में लिखिए।
6. स्वदेश कविता को माध्यम बनाकर देश प्रेम से संबंधित कोई अन्य कविता लिखिए।
7. रचनात्मक कार्य  
ग्रीष्म अवकाश के दिनों में से कोई 5 दिन का डायरी लेखन रचनात्मकता के साथ कीजिए।

SANMATI HIGHER SECONDARY SCHOOL, INDORE  
SUMMER ASSIGNMENT  
SESSION : 2026-27  
CLASS : VIII

SUBJECT : SANSKRIT

नोट - संपूर्ण प्रश्नों को A-4 साइज पेपर पर व्यवस्थित रूप से फाइल तैयार करिएगा-

प्रश्न1 - चित्राणि दृष्ट्वा प्रदत्त पदेषु संवाद पूरयत - ( शोभनम्, किम्, अत्र, एतत्, मालाकारः )



अमरः एतत् ..... अस्ति ?

अर्चितः ..... उद्यानम् अस्ति ।

अमरः ..... किम् अस्ति ?

अर्चितः अत्र वृक्षाः, पुष्पाणि फलानि च सन्ति ।

अमरः किम् अत्र ..... न अस्ति?

अर्चितः आम्, मालाकारः अपि अस्ति ।

अमरः ..... धन्यवादः ।

प्रश्न 2 "डिजिटल इण्डिया" इत्यास्मिन् प्रयुक्तानां उपकरणानां चित्राणि दृष्ट्वा तेषाम् संस्कृत भाषायां नामानि लिखन्तु-



.....




.....




.....



.....



.....



.....

## कपोतराज चित्रग्रीवस्य कथा (पंचतंत्र)

प्रश्न 3 कथां पठित्वा दत्तैः शब्दैः रिक्तस्थानानि पूरयत।

( प्रसन्नः, मिलित्वा, कपोताः, एकतायाः, चित्रग्रीवः, तण्डुलकणाः, मूषकं, प्रसारिते, लोभी, जालं, हिरण्यकः, खादितुं )

एकदा चित्रग्रीवः नाम कपोतराजः स्वपरिवारस्य सह आकाशमार्गेण गच्छन् आसीत्।  
..... भुभुक्षिताः आसन्। अधः भूमौ ते तण्डुलकणान् पश्यन्ति।

चित्रग्रीवः सर्वान् अकथयत् - "अत्र निर्जने वने ..... कुतः? सावधानः भवत, एतत् किमपि संकटं भवितुम् अर्हति"।

परन्तु ..... कपोताः न शुश्रुवुः, ते तण्डुलान् ..... अधः अवतरन्। अधः अवतीर्य सर्वे बहेल्येन (व्याधेन) ..... जाले बद्धाः अभवन्।  
व्याधः दूरतः आगत्य ..... अभवत्। जाले बद्धाः कपोताः भीताः अभवन्।

तदा बुद्धिमान् ..... अवदत् - "भीताः मा भवत। सर्वे ..... जालम् आदाय उड्डीयन्ताम्"।  
चित्रग्रीवस्य आदेशेन सर्वे कपोताः एकचित्तीभूय ..... नीत्वा उड्डयनं कृतवन्तः।

ततः परं चित्रग्रीवः स्वमित्रं हिरण्यकं नाम ..... प्रति गतः। ..... स्वतीक्ष्णदन्तैः जालं कर्तनं कृत्वा सर्वान् कपोतान् मुक्तवान्।

अन्ते चित्रग्रीवः सर्वान् अवदत् - ..... बलेन एव वयं रक्षितः। लोभः न करणीयः"।

शिक्षा (Moral)

"संहतिः कार्यसाधिका" (एकता एव कार्यसाधकः भवति, न तु पृथक्-पृथक्)।

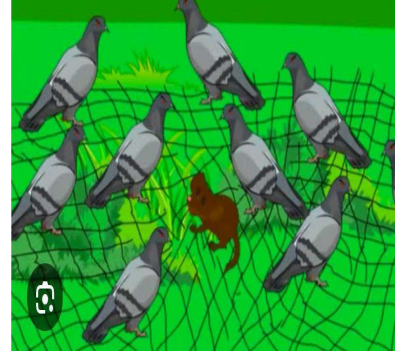

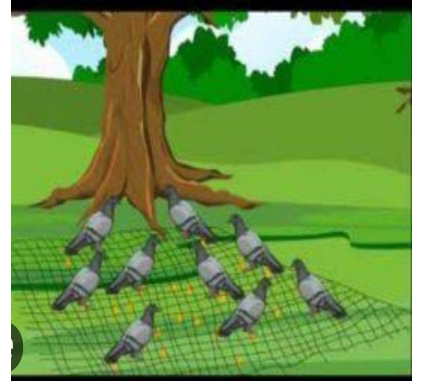
प्रश्न 4- "भवतः गृहस्य समीपे स्थितानां सप्त वृक्षाणां पत्राणि सङ्गृह्य प्रोजेक्ट-पुस्तिकायां स्थापयन्तु तथा तेषां औषधीयप्रयोगान् अपि लिखन्तु।"

प्रश्न 5- भारतदेशस्य के राज्याः "सप्तभगिन्यः" इति कथ्यन्ते? तेषां चित्राणि अंकयन्तु तथा तेषां क्षेत्रफलम्,

जनजातीयः, भोजनम्, सांस्कृतिक-विशेषताः च विषये पञ्च-पञ्च मुख्यबिन्दुन् लिखन्तु।

(भारत देश के कौन से राज्य "सप्तभगिन्यः" कहे जाते है। उनके चित्र बनाएँ अथवा चिपकाएँ एवं उनके क्षेत्रफल,

जनजाति, खानपान व सांस्कृतिक विशेषताओं के बारे में पाँच-पाँच मुख्य बिंदू लिखें।)



प्रश्न 6- शिक्षाप्रदसूक्तयः स्मृत्वा पुनः लिखन्तु तथा तासां हिन्दी-अर्थ लिखन्तु।

1. अर्धो घटो घोषमुपैति नूनम्।
2. विनाशकाले विपरीतबुद्धिः।
3. वरमद्य कपोतः श्वो मयूरात्।
4. मौनं स्वीकृती-लक्षणम्।
5. सन्तोषतुल्यं धनमस्ति नान्यत्।
6. धर्मेण हीनाः पशुभिः समानाः।
7. विषं सभा दरिद्रस्य।
8. अतिदर्पे हता लङ्का।
9. अत्यादरः शङ्कनीयः।
10. उद्योगिनं पुरुषसिंहमुपैति लक्ष्मीः।
11. मानो हि महतां धनम्।
12. इतो भ्रष्टस्ततो भ्रष्टः।

प्रश्न 7- अधः शब्दजालं प्रदत्तम् अस्ति। अस्मिन् उपरितः अधः, वामतः दक्षिणं चेति आधारं कृत्वा सार्थक शब्दान् रेखाङ्कयत।

वर्गचित्र-जालम्

ज	न	जा	तिः	म	त्रि	खा	सी
च	अ	र	सि	णि	पु	ना	गा
भ्रा	ता	स	क्कि	पु	रा	ज्या	नि
मि	जो	र	मः	र	सं	स्कृ	तिः
पू	वो	त्त	र	म्	दे	श	स्य
ब	स	प्त	भ	गि	न्यः	गा	रो
प्रा	कृ	ति	कः	वं	श	वृ	क्षः
भ	गि	नि	अ	रु	णा	च	लः
भ्रा	ता	मे	घा	ल	यः	ध	मि
ना	गा	लै	ण्डम्	ब	ह	वः	जोः

SANMATI HIGHER SECONDARY SCHOOL, INDORE  
SUMMER ASSIGNMENT  
SESSION : 2026-27  
CLASS : VIII

---


SUBJECT : MATHEMATICS

---

**Section A: Activity-Based Learning (Any 3)**

**1. Maths in Daily Life**

Become a \*Math Detective\* for a day! Observe your daily routine and identify \*\*5 real-life situations\*\* where you use mathematics.

 For each situation, write:

(i) \*\*What you did ?\*\*

(ii) \*\*Where math was used ?\*\*

(iii) \*\*Which concept of math did you identify ?\*\* (e.g., addition, subtraction, multiplication, division, measurement, time, money, etc.)

**\*\*Make it Creative:\*\***

- \* Draw small pictures for each situation
- \* Present it in a table or comic-strip style
- \* Use colors to highlight math concepts

**2. Design a Rangoli using Geometry**

Create a colorful rangoli using shapes and mention the geometric names of the shapes used.

**3. Maths Poster**

Make a poster on topics like Squares & Square Roots, Cube & Cube Roots, Mensuration.

**4. Number Game**

Create your own maths puzzle (crossword / magic square / quiz).

**Section B: Real-Life Application**

**1. Shopping Budget Task**

Assume you have Rs. 2000 for shopping. Make a list of items you wish to buy and calculate the total expenditure and the remaining balance. Present your work in the form of a neatly prepared bill, including item names, quantities, prices, and total cost.

**2. Measure Your Home**

Measure the length, breadth, and height of any two rooms in your house. Calculate the area and perimeter of each room and its walls. Also, determine the cost of painting the walls and ceiling, assuming a rate of ₹ 5 per square metre.

**3. Temperature Record**

Record temperature for 7 days and find highest, lowest, and average.

**Section C: Fun Maths**

1. Learn tables up to 20.

2. Solve 5 mental maths questions daily.

SANMATI HIGHER SECONDARY SCHOOL, INDORE  
SUMMER ASSIGNMENT  
SESSION : 2026-27  
CLASS : VIII

---

SUBJECT : SCIENCE

---

**Based on Balvigyan Project**

**Theme: Health & Environment**

**Project Title:** "Swasth Parivar, Swachh Ghar" – A Scientific Investigation

Students will use scientific methods to study health & hygiene at home.

**Part A: Investigate Like a Scientist**

Do this experiment at home. Use the scientific method from Ch-1

**Swachh Jal, Swasth Jeevan** – Water Quality Detective

**Scientific Method Steps:**

1. Observe : Collect 3 water samples – tap, RO, stored matka water
2. Question : Which water is safest for drinking?
3. Hypothesis : Write your guess before testing.
4. Test : Do these simple tests at home -

Test	Method	Recording
Clarity	See against white paper	Clear/Cloudy
pH	Use turmeric paper - Yellow - acidic, Red - basic	Note colour
Smell	Sniff carefully	Yes/No
TDS	If TDS meter at home else skip	ppm

5. Conclusion: Which sample is best and why?

**Part B: Make a Working Model :**

**Low-Cost Water Filter**

Materials: Plastic bottle, cotton, sand, gravel, charcoal

Make working model + label parts. Click before/after photos.

**Part C: Bal Vigyan Report File**

Make a 4-5 page file with these headings:

1. Cover Page : Name, Class, Roll No, Project Title, School
2. Acknowledgement : Thank parents/teacher
3. Aim : What you wanted to find?
4. Materials Used: List + paste pictures
5. Scientific Principle : Which science concept is used?
6. Procedure: Steps with photos
7. Observations: Your table from Part A
8. Conclusion : What did you learn?
9. Precautions : 2 safety points you followed.

**INSTRUCTIONS:**

1. Do the experiment yourself. Parents can help click photos only.
2. Use waste materials for models.
3. Bring model + file on the first or second day after holidays.
4. Be ready for a 2-min viva: "Why did you choose this?" "What principle works here?"

Add 1 slogan poster on A4 – "Vigyan Se Swasthya" with your own drawing.

SANMATI HIGHER SECONDARY SCHOOL, INDORE  
SUMMER ASSIGNMENT  
SESSION : 2026-27  
CLASS : VIII

---

SUBJECT : SOCIAL SCIENCE

---

✦ **Task 1: Poster Making (Creative Awareness)**

**Topic: Save Natural Resources**

Create a colorful poster showing:

Types of natural resources

Their uses in daily life

Ways to conserve them (3Rs: Reduce, Reuse, Recycle)

🎯 **Learning Outcome:** Develop awareness about sustainable use of resources and express ideas creatively.

🗨️ **Task 2: Dialogue Writing**

**Topic:** Life and Achievements of Chhatrapati Shivaji Maharaj

Write a short dialogue on expansion of Maratha empire under Shivaji's leadership

Hint: His guerrilla warfare strategy,

Swarajya as a key word.

🎯 **Learning Outcome:** Understand importance of national unity and role of Hindu rulers in shaping today's India.

🗺️ **Task 3: Map Activity (Skill-Based Task) On a map of India:**

Mark important Maratha regions (like Maharashtra, Pune)

Label key forts associated with Shivaji

🎯 **Learning Outcome:** Improve map skills and understand the geographical extent of the Maratha Empire.

🗳️ **Task 4: Mock Election Activity (Experiential Learning)**

Conduct a mini-election at home or with friends:

Create 2–3 imaginary parties

Prepare symbols and slogans

Conduct voting using a secret ballot

Declare results

 **Task 5:**

Working model on separation of power:

Make a 3-in-1 rotating model\*

- Base: Circular board divided in 3 parts
  
- Part 1 Legislature: Mini Parliament model with "Law Making" label
- Part 2 Executive: PM + Council of Ministers cutouts with "Law Implementation" label
- Part 3 Judiciary: Court setup with "Law Interpretation" label
- Connect them with arrows showing "PM chosen from Legislature" and "Judiciary checks both"

SANMATI HIGHER SECONDARY SCHOOL, INDORE  
SUMMER ASSIGNMENT  
SESSION : 2026-27  
CLASS : VIII

---

SUBJECT : COMPUTER/AI

---

**Instructions:**

- Create a 10–15 slide presentation using Canva or Powerpoint.
- Use images, icons, and colors.
- Keep less text, more visuals.
- Submit as PDF or PPT.

**Slide-wise Content:**

1. Title Slide – Project Title, Name, Class, Section
2. Introduction – What is Technology / AI?
3. Uses in Daily Life
4. Examples – Mobile, Internet, Smart Devices
5. Artificial Intelligence Basics
6. Benefits of Technology
7. Disadvantages
8. Cyber Safety
9. Case Study (Smart Home/Traffic/Classroom)
10. Activity (Survey/Chart)
11. My Idea
12. Conclusion
13. Thank You